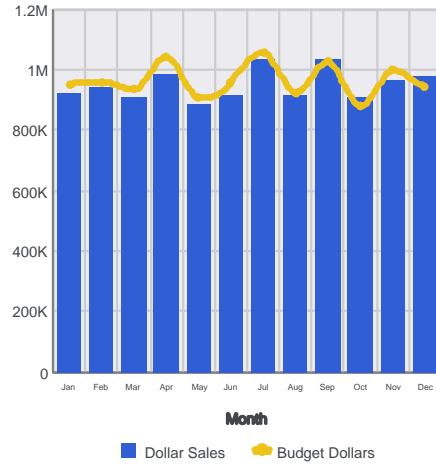


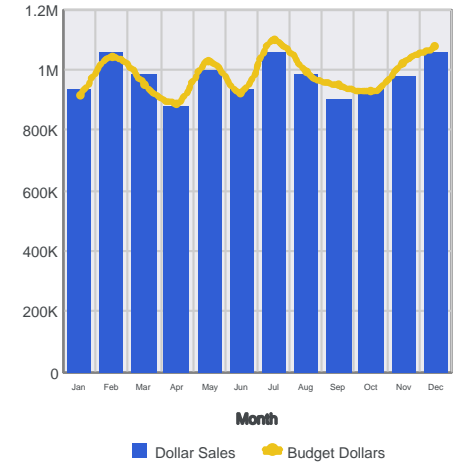
Region: Northeast

Year	Dollar Sales	Budget Dollars
1996	5843899	5848739
1997	5548401	5728182



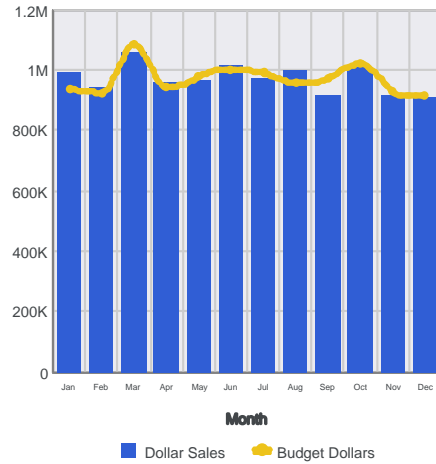
Region: Southeast

Year	Dollar Sales	Budget Dollars
1996	5781766	5817101
1997	5928613	5990870



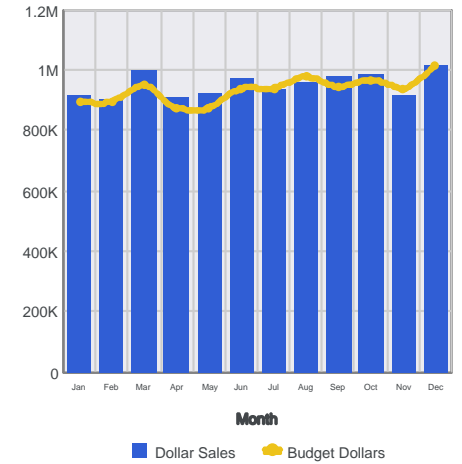
Region: West

Year	Dollar Sales	Budget Dollars
1996	5934799	5885804
1997	5718147	5755709



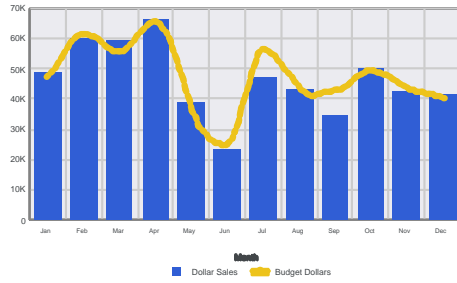
Region: Midwest

Year	Dollar Sales	Budget Dollars
1996	5741838	5566584
1997	5658827	5627789



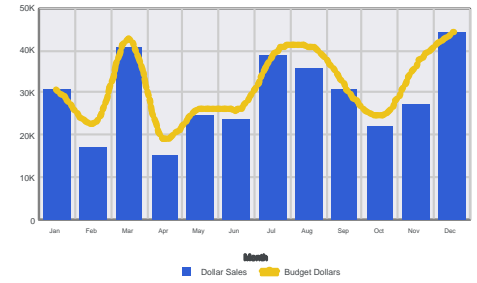
Product: Biscotti

Year	Dollar Sales	Budget Dollars
1996	337595	345773
1997	217636	222970



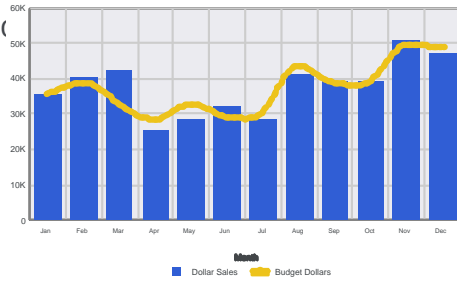
Product: Capuccino

Year	Dollar Sales	Budget Dollars
1996	182199	179030
1997	169962	205251



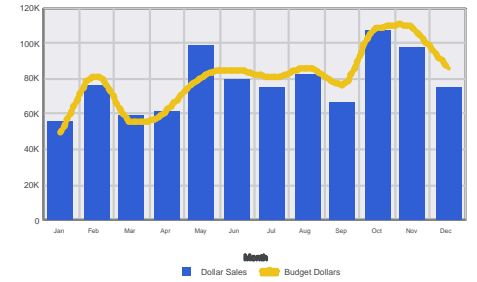
Product: 'Coffee Grinder' OR 'Coffee P

Year	Dollar Sales	Budget Dollars
1996	219017	213720
1997	230789	236170



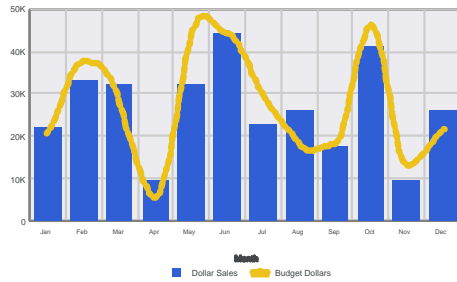
Product: 'Croissant' OR 'Scone'

Year	Dollar Sales	Budget Dollars
1996	396735	427441
1997	538491	534379



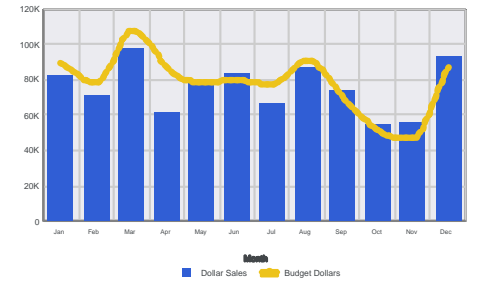
Product: Espresso

Year	Dollar Sales	Budget Dollars
1996	145158	157536
1997	172231	169530



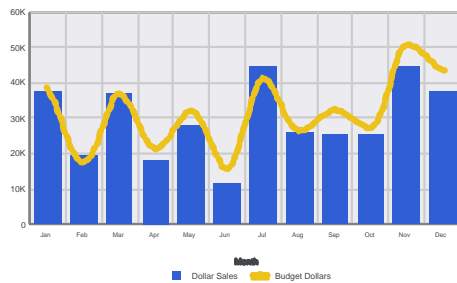
Product: Latte

Year	Dollar Sales	Budget Dollars
1996	429483	460633
1997	477882	484922



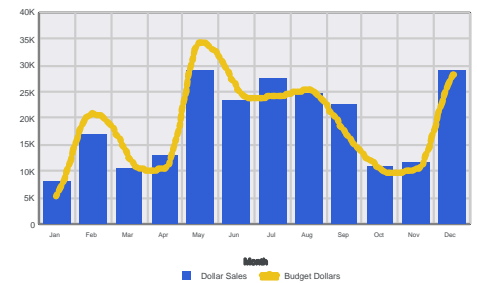
Product: Mug

Year	Dollar Sales	Budget Dollars
1996	177307	183936
1997	178140	200326



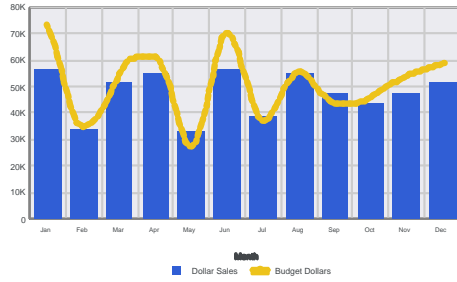
Product: Thermos

Year	Dollar Sales	Budget Dollars
1996	109435	106110
1997	118047	119860



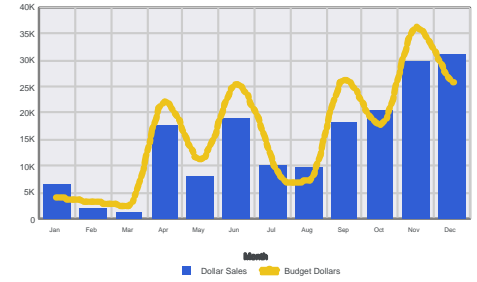
Product: Biscotti

Year	Dollar Sales	Budget Dollars
1996	319706	348695
1997	250685	268071



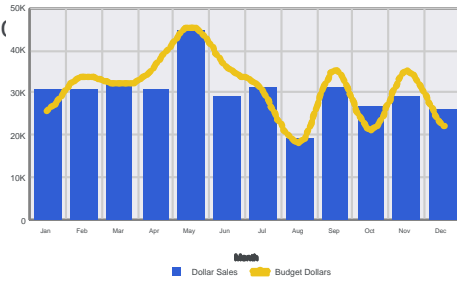
Product: Capuccino

Year	Dollar Sales	Budget Dollars
1996	66488	62874
1997	107856	129873



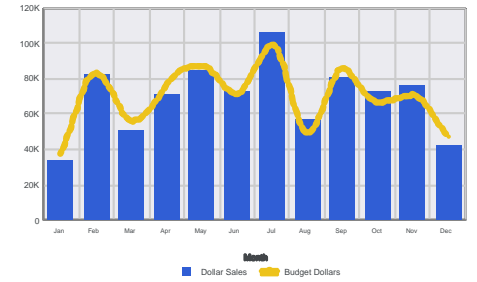
Product: 'Coffee Grinder' OR 'Coffee P...

Year	Dollar Sales	Budget Dollars
1996	162635	175024
1997	199424	196733



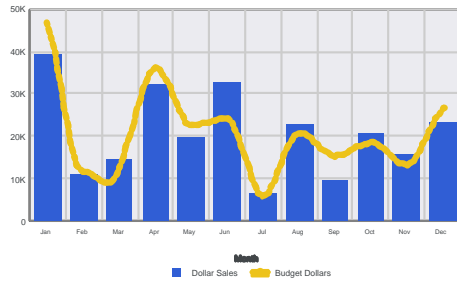
Product: 'Croissant' OR 'Scone'

Year	Dollar Sales	Budget Dollars
1996	428601	415336
1997	401119	415990



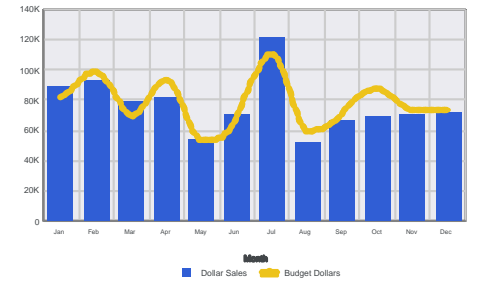
Product: Espresso

Year	Dollar Sales	Budget Dollars
1996	131395	133452
1997	116961	120858



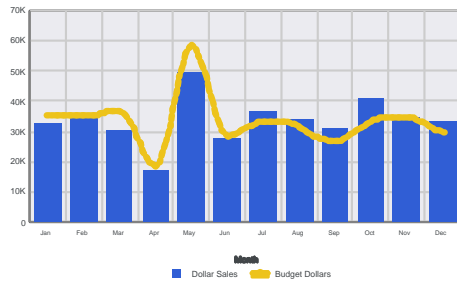
Product: Latte

Year	Dollar Sales	Budget Dollars
1996	550840	566810
1997	366897	374628



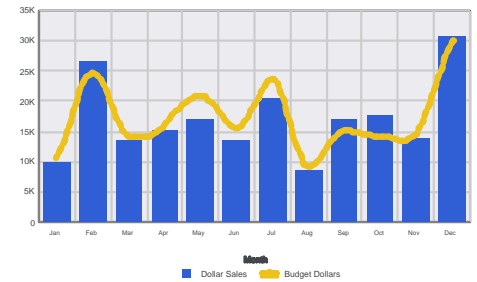
Product: Mug

Year	Dollar Sales	Budget Dollars
1996	213056	211342
1997	188888	190275



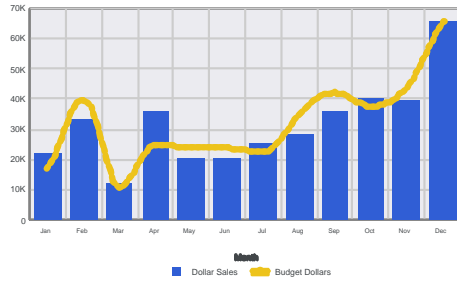
Product: Thermos

Year	Dollar Sales	Budget Dollars
1996	96775	96011
1997	106660	112425



Product: Biscotti

Year	Dollar Sales	Budget Dollars
1996	178082	185043
1997	200330	200326

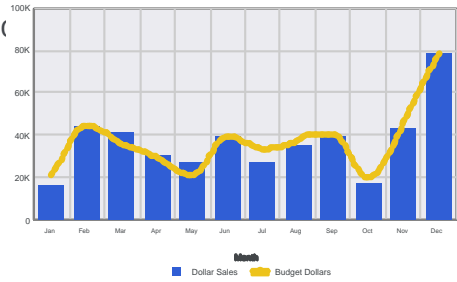


Product: Capuccino

Year	Dollar Sales	Budget Dollars
------	--------------	----------------

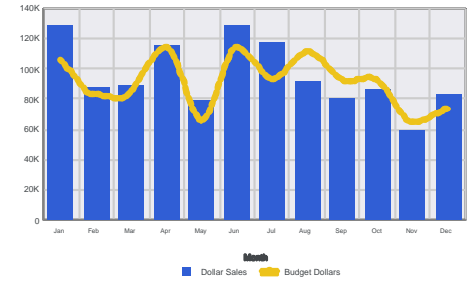
Product: 'Coffee Grinder' OR 'Coffee P

Year	Dollar Sales	Budget Dollars
1996	206721	205243
1997	231399	244723



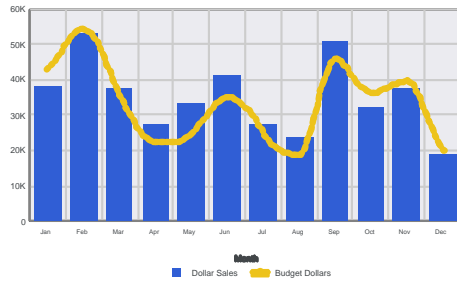
Product: 'Croissant' OR 'Scone'

Year	Dollar Sales	Budget Dollars
1996	590633	557900
1997	553802	537586



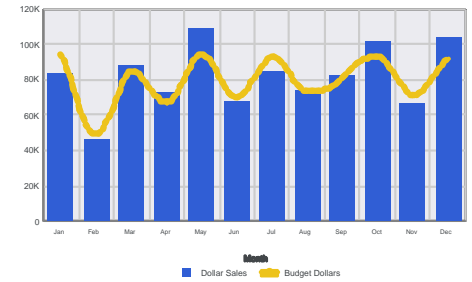
Product: Espresso

Year	Dollar Sales	Budget Dollars
1996	254848	221536
1997	165591	179941



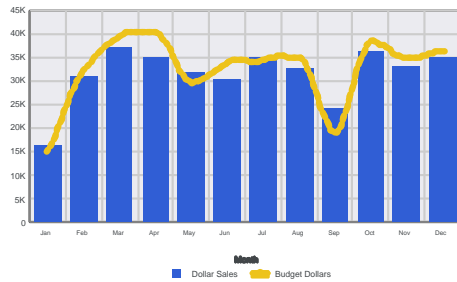
Product: Latte

Year	Dollar Sales	Budget Dollars
1996	428711	406797
1997	549629	557990



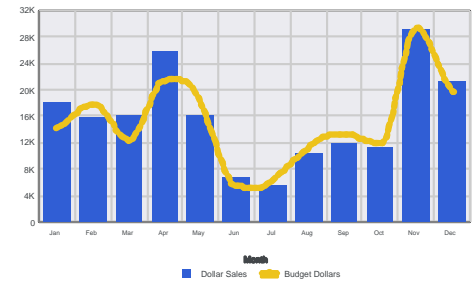
Product: Mug

Year	Dollar Sales	Budget Dollars
1996	202175	202156
1997	174579	186456



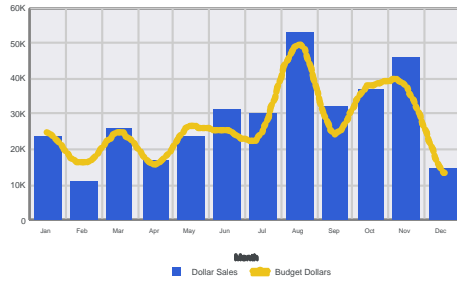
Product: Thermos

Year	Dollar Sales	Budget Dollars
1996	72619	79691
1997	115282	101468



Product: Biscotti

Year	Dollar Sales	Budget Dollars
1996	160326	155494
1997	184912	166363

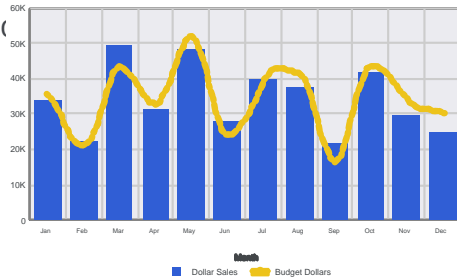


Product: Capuccino

Year	Dollar Sales	Budget Dollars
1996		
1997		

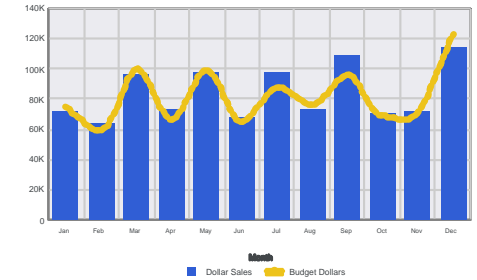
Product: 'Coffee Grinder' OR 'Coffee P

Year	Dollar Sales	Budget Dollars
1996	215731	211029
1997	193458	203513



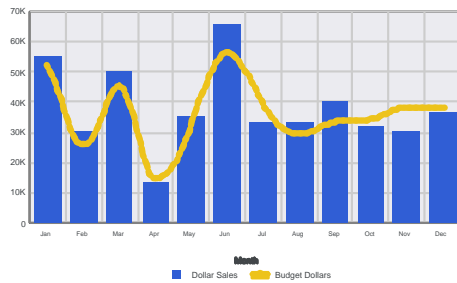
Product: 'Croissant' OR 'Scone'

Year	Dollar Sales	Budget Dollars
1996	514365	508702
1997	491920	477604



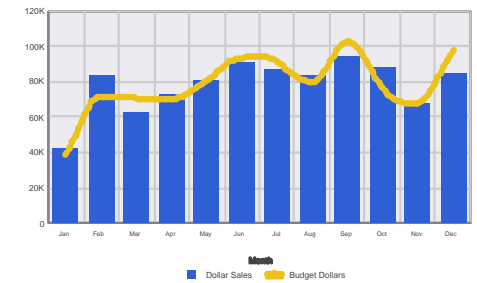
Product: Espresso

Year	Dollar Sales	Budget Dollars
1996	297990	296890
1997	157375	142990



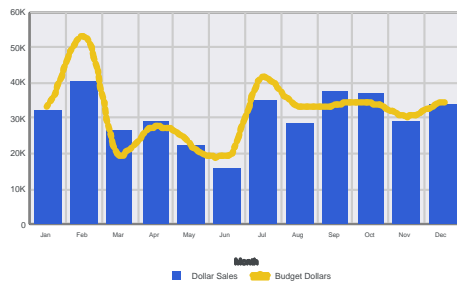
Product: Latte

Year	Dollar Sales	Budget Dollars
1996	406250	404705
1997	531995	536972



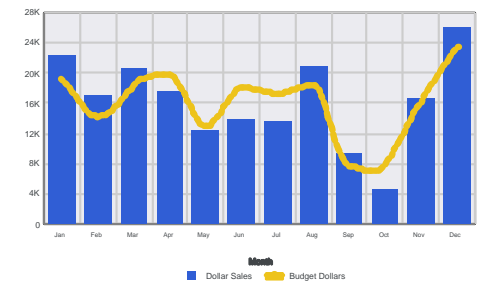
Product: Mug

Year	Dollar Sales	Budget Dollars
1996	189906	190382
1997	176431	192668



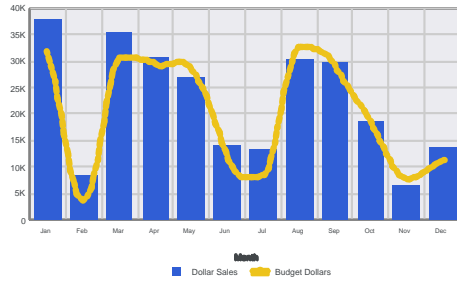
Product: Thermos

Year	Dollar Sales	Budget Dollars
1996	101238	96849
1997	93081	96518



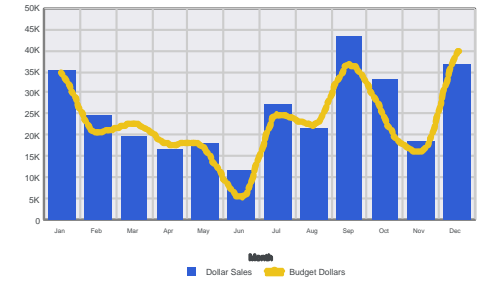
Product: Biscotti

Year	Dollar Sales	Budget Dollars
1996	144199	122442
1997	121831	121165



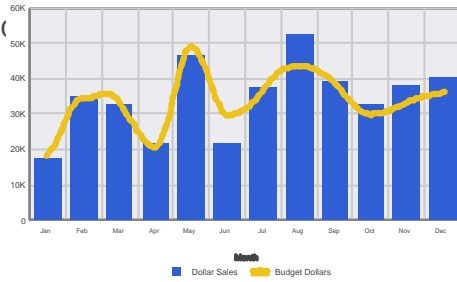
Product: Capuccino

Year	Dollar Sales	Budget Dollars
1996	152728	134424
1997	153740	147277



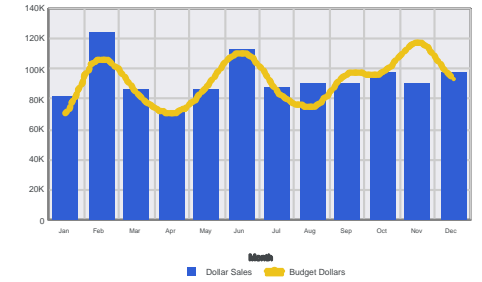
Product: 'Coffee Grinder' OR 'Coffee P

Year	Dollar Sales	Budget Dollars
1996	193660	182070
1997	223182	222271



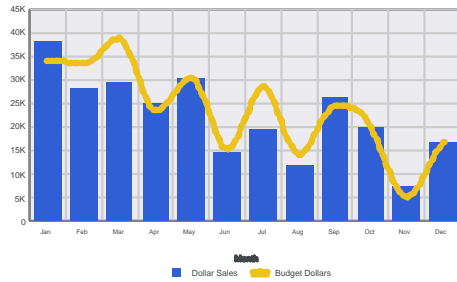
Product: 'Croissant' OR 'Scone'

Year	Dollar Sales	Budget Dollars
1996	576627	576014
1997	539041	519820



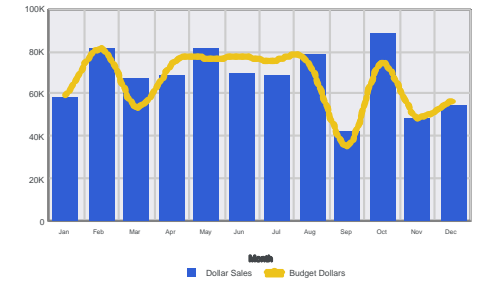
Product: Espresso

Year	Dollar Sales	Budget Dollars
1996	124474	124373
1997	143335	159918



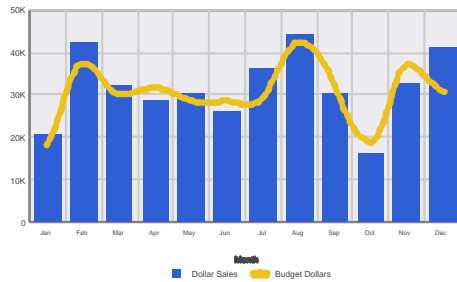
Product: Latte

Year	Dollar Sales	Budget Dollars
1996	419827	393149
1997	389820	392723



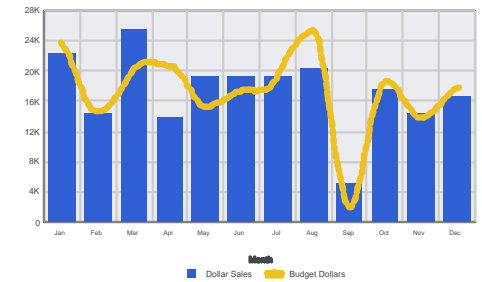
Product: Mug

Year	Dollar Sales	Budget Dollars
1996	187080	183844
1997	194846	181425



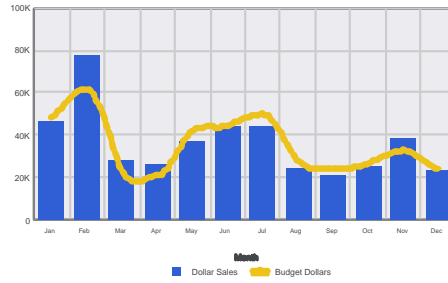
Product: Thermos

Year	Dollar Sales	Budget Dollars
1996	113806	118175
1997	93807	90394



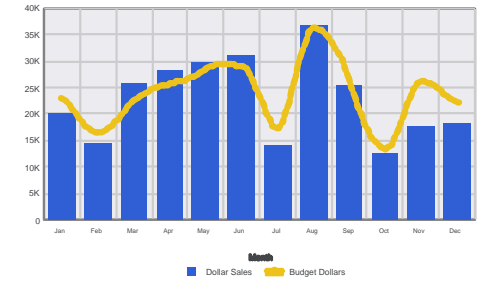
Product: Biscotti

Year	Dollar Sales	Budget Dollars
1996	274941	280895
1997	163948	145397



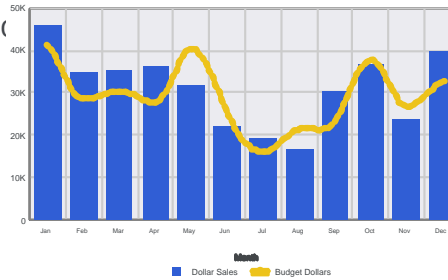
Product: Capuccino

Year	Dollar Sales	Budget Dollars
1996	105761	109957
1997	169051	177229



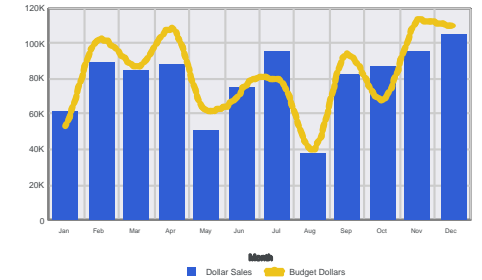
Product: 'Coffee Grinder' OR 'Coffee P

Year	Dollar Sales	Budget Dollars
1996	162981	148952
1997	209032	203428



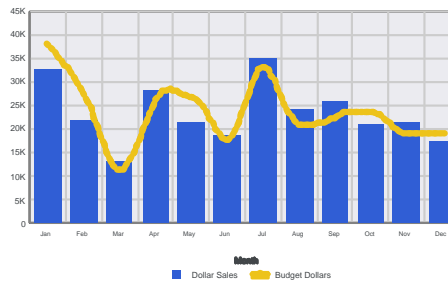
Product: 'Croissant' OR 'Scone'

Year	Dollar Sales	Budget Dollars
1996	460722	501490
1997	493154	489528



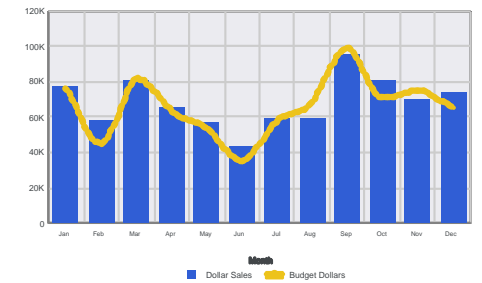
Product: Espresso

Year	Dollar Sales	Budget Dollars
1996	135935	138475
1997	143709	147393



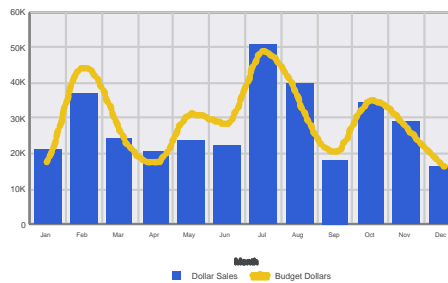
Product: Latte

Year	Dollar Sales	Budget Dollars
1996	376576	343919
1997	444008	449364



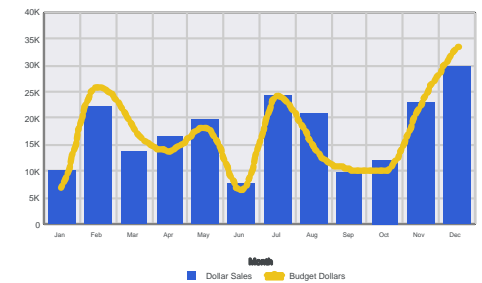
Product: Mug

Year	Dollar Sales	Budget Dollars
1996	162677	168377
1997	175113	180470



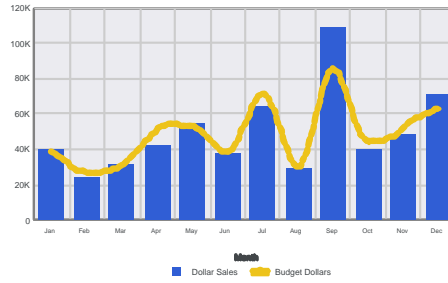
Product: Thermos

Year	Dollar Sales	Budget Dollars
1996	127729	118997
1997	81720	86108



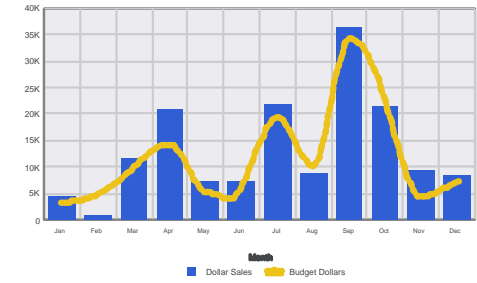
Product: Biscotti

Year	Dollar Sales	Budget Dollars
1996	299609	290692
1997	289746	296809



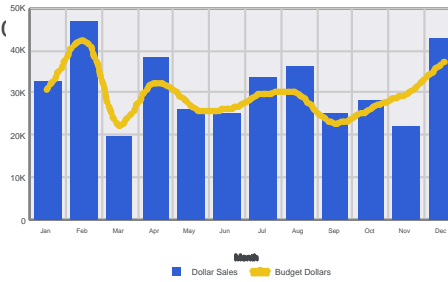
Product: Capuccino

Year	Dollar Sales	Budget Dollars
1996	38403	43455
1997	120592	98119



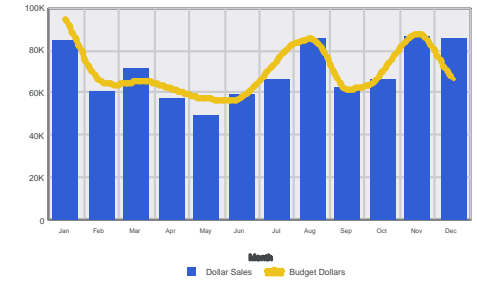
Product: 'Coffee Grinder' OR 'Coffee P

Year	Dollar Sales	Budget Dollars
1996	216073	204914
1997	162044	151757



Product: 'Croissant' OR 'Scone'

Year	Dollar Sales	Budget Dollars
1996	381435	351855
1997	453928	497534



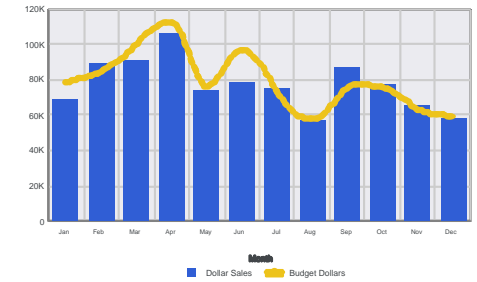
Product: Espresso

Year	Dollar Sales	Budget Dollars
1996	118279	139905
1997	161094	159949



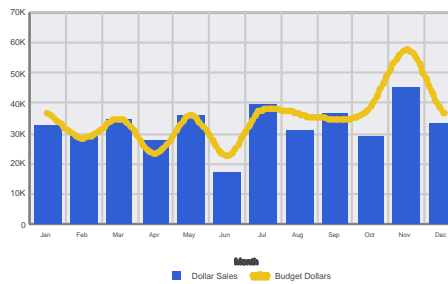
Product: Latte

Year	Dollar Sales	Budget Dollars
1996	520734	519740
1997	405318	434115



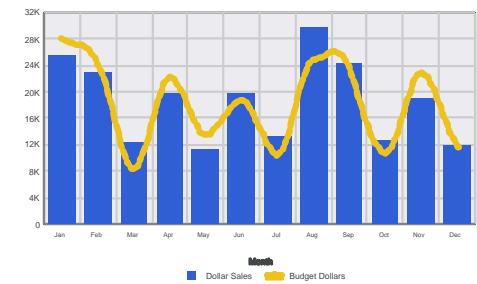
Product: Mug

Year	Dollar Sales	Budget Dollars
1996	209526	210533
1997	183441	213800



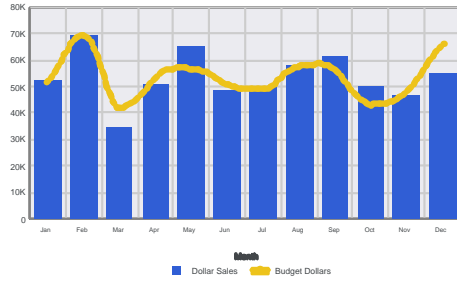
Product: Thermos

Year	Dollar Sales	Budget Dollars
1996	100631	97442
1997	121196	121583



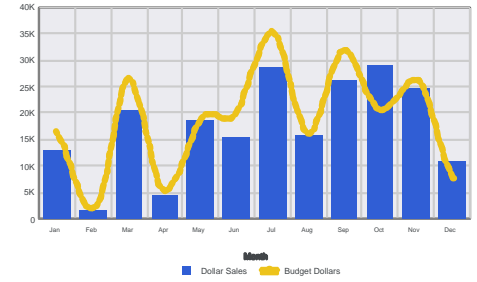
Product: Biscotti

Year	Dollar Sales	Budget Dollars
1996	348983	319494
1997	293276	324921



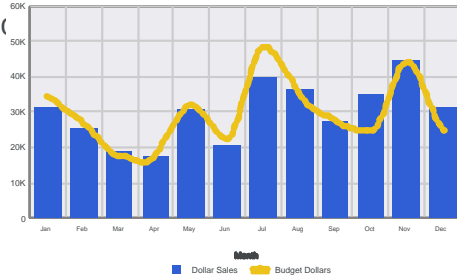
Product: Capuccino

Year	Dollar Sales	Budget Dollars
1996	69578	75946
1997	139178	151224



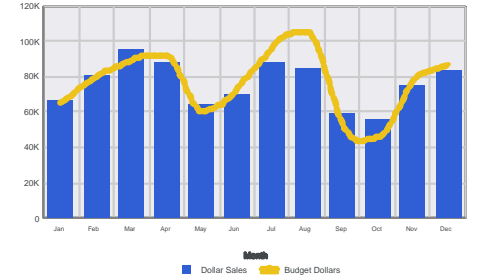
Product: 'Coffee Grinder' OR 'Coffee P

Year	Dollar Sales	Budget Dollars
1996	175674	156407
1997	184130	200156



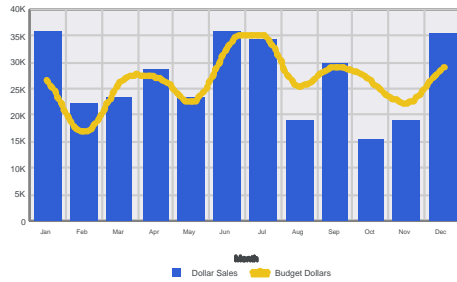
Product: 'Croissant' OR 'Scone'

Year	Dollar Sales	Budget Dollars
1996	468013	489138
1997	444893	435372



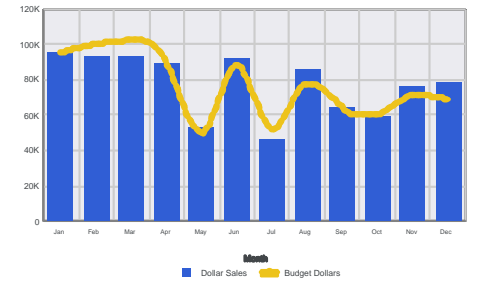
Product: Espresso

Year	Dollar Sales	Budget Dollars
1996	164721	163693
1997	157657	155045



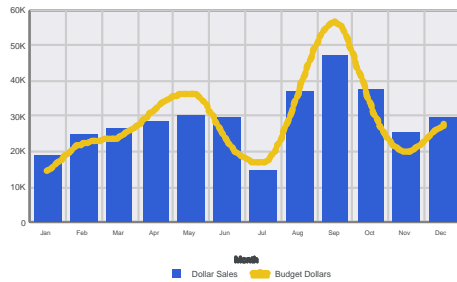
Product: Latte

Year	Dollar Sales	Budget Dollars
1996	476456	495483
1997	451570	427293



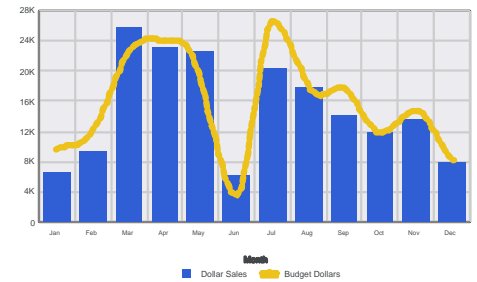
Product: Mug

Year	Dollar Sales	Budget Dollars
1996	205235	203040
1997	144065	141324



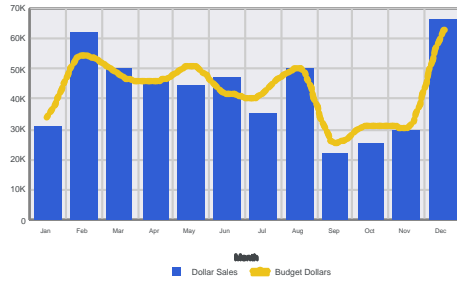
Product: Thermos

Year	Dollar Sales	Budget Dollars
1996	81053	77458
1997	97783	110328



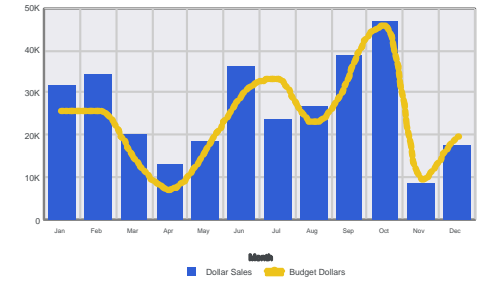
Product: Biscotti

Year	Dollar Sales	Budget Dollars
1996	308897	324203
1997	202700	192781



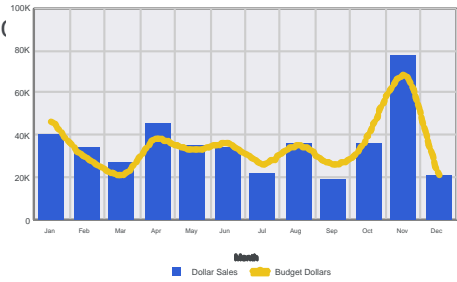
Product: Capuccino

Year	Dollar Sales	Budget Dollars
1996	179973	152961
1997	137054	132233



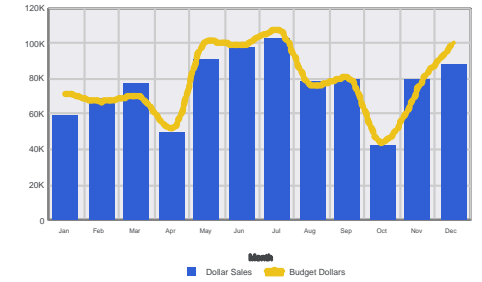
Product: 'Coffee Grinder' OR 'Coffee P

Year	Dollar Sales	Budget Dollars
1996	202685	200304
1997	226576	221590



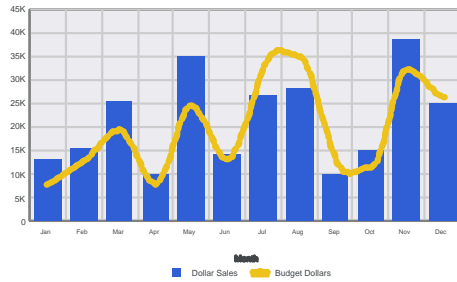
Product: 'Croissant' OR 'Scone'

Year	Dollar Sales	Budget Dollars
1996	421852	450686
1997	492060	493745



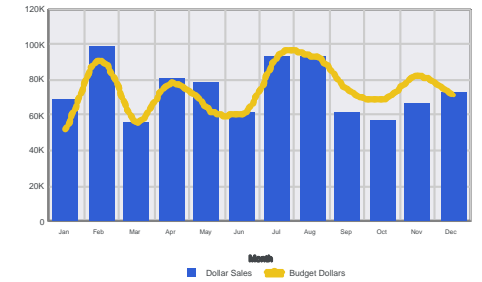
Product: Espresso

Year	Dollar Sales	Budget Dollars
1996	97856	82277
1997	158683	154254



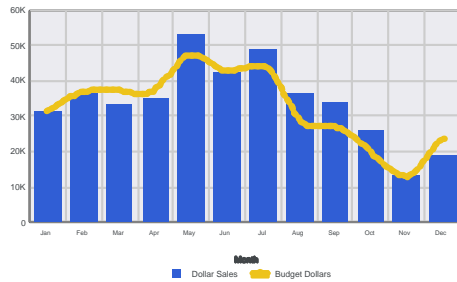
Product: Latte

Year	Dollar Sales	Budget Dollars
1996	449856	413792
1997	440031	472673



Product: Mug

Year	Dollar Sales	Budget Dollars
1996	212645	209515
1997	196821	181721



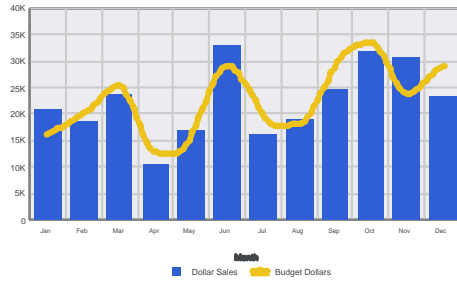
Product: Thermos

Year	Dollar Sales	Budget Dollars
1996	103751	98122
1997	91775	89548



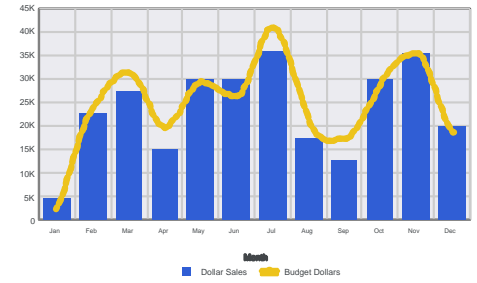
Product: Biscotti

Year	Dollar Sales	Budget Dollars
1996	140976	139440
1997	128542	133614



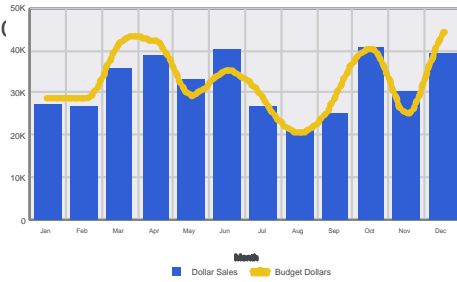
Product: Capuccino

Year	Dollar Sales	Budget Dollars
1996	142560	151628
1997	137270	143256



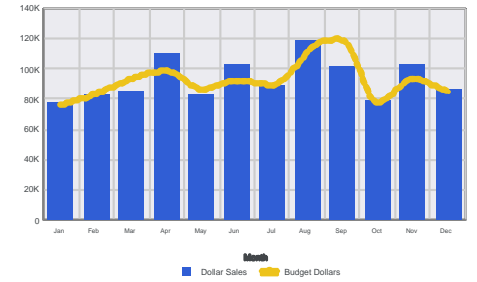
Product: 'Coffee Grinder' OR 'Coffee P...

Year	Dollar Sales	Budget Dollars
1996	200032	213598
1997	184936	180423



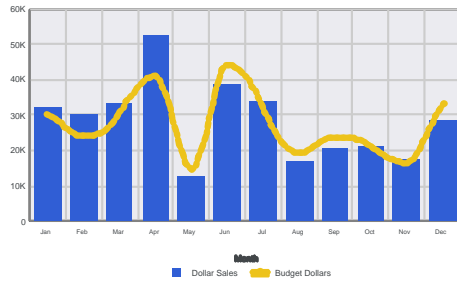
Product: 'Croissant' OR 'Scone'

Year	Dollar Sales	Budget Dollars
1996	581281	577006
1997	536015	527983



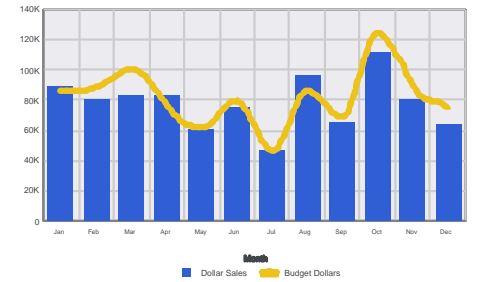
Product: Espresso

Year	Dollar Sales	Budget Dollars
1996	158011	146057
1997	180259	185256



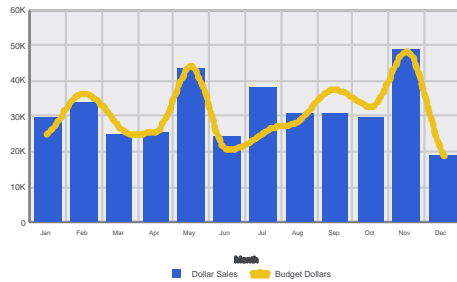
Product: Latte

Year	Dollar Sales	Budget Dollars
1996	487273	503917
1997	448589	478662



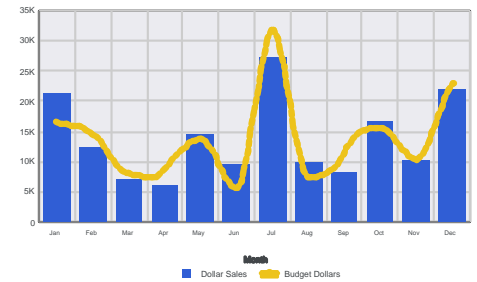
Product: Mug

Year	Dollar Sales	Budget Dollars
1996	169959	166250
1997	209440	203083



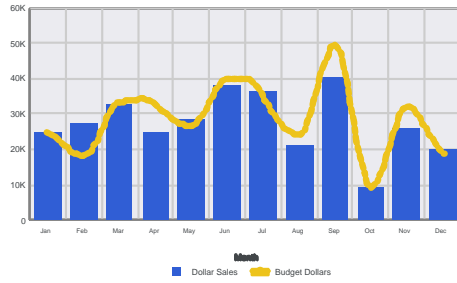
Product: Thermos

Year	Dollar Sales	Budget Dollars
1996	83246	82445
1997	81869	84245



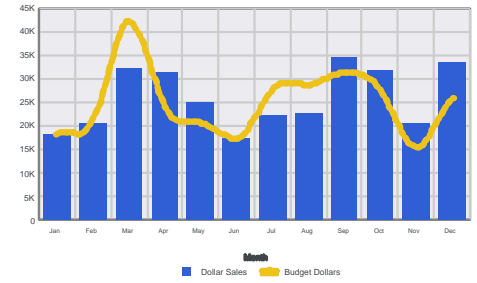
Product: Biscotti

Year	Dollar Sales	Budget Dollars
1996	187381	188025
1997	140939	157118



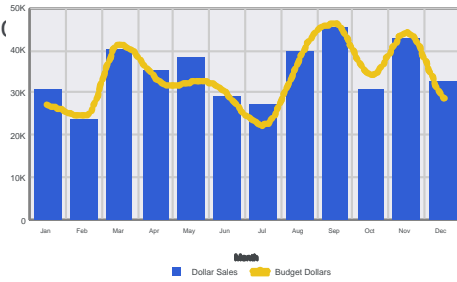
Product: Capuccino

Year	Dollar Sales	Budget Dollars
1996	159340	158676
1997	149857	142043



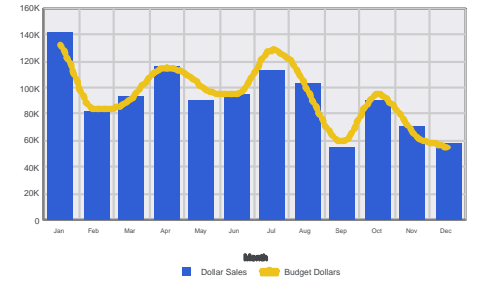
Product: 'Coffee Grinder' OR 'Coffee P

Year	Dollar Sales	Budget Dollars
1996	209545	203105
1997	205705	200045



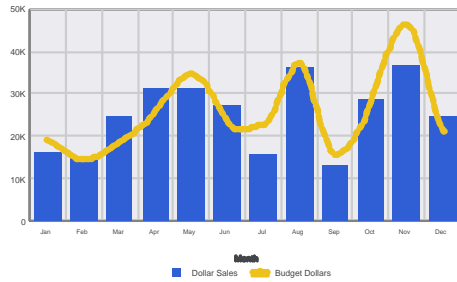
Product: 'Croissant' OR 'Scone'

Year	Dollar Sales	Budget Dollars
1996	561515	579970
1997	543990	540647



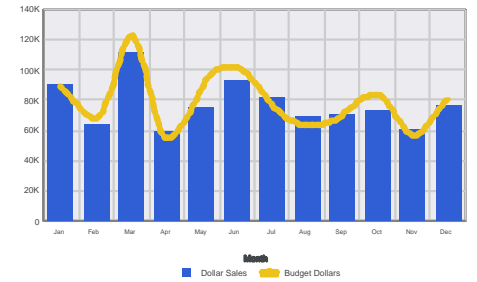
Product: Espresso

Year	Dollar Sales	Budget Dollars
1996	154291	150356
1997	147247	157981



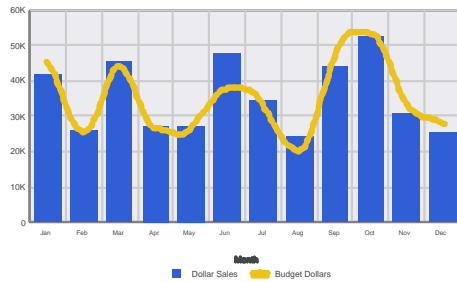
Product: Latte

Year	Dollar Sales	Budget Dollars
1996	443743	460602
1997	481153	493665



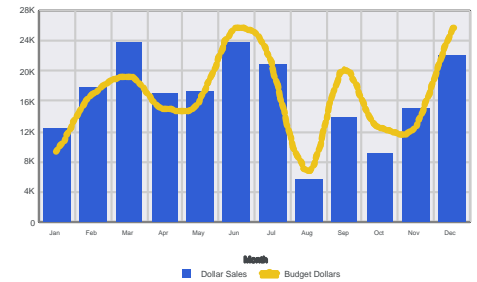
Product: Mug

Year	Dollar Sales	Budget Dollars
1996	247678	229509
1997	179661	192865



Product: Thermos

Year	Dollar Sales	Budget Dollars
1996	95567	100729
1997	103073	99830



Product: Biscotti

Year	Dollar Sales	Budget Dollars
1996	175008	157828
1997	193069	202575

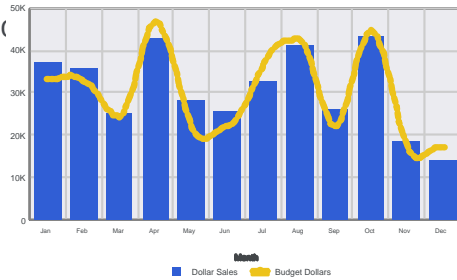


Product: Capuccino

Year	Dollar Sales	Budget Dollars
1996		
1997		

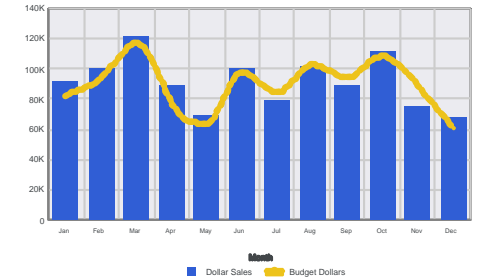
Product: 'Coffee Grinder' OR 'Coffee P

Year	Dollar Sales	Budget Dollars
1996	169659	162538
1997	202064	200414



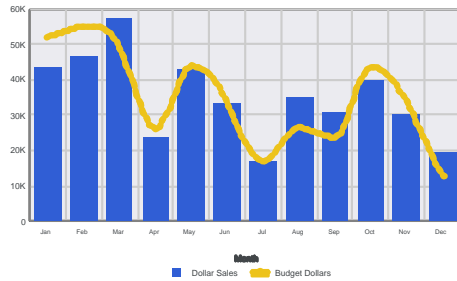
Product: 'Croissant' OR 'Scone'

Year	Dollar Sales	Budget Dollars
1996	575108	565969
1997	520716	505331



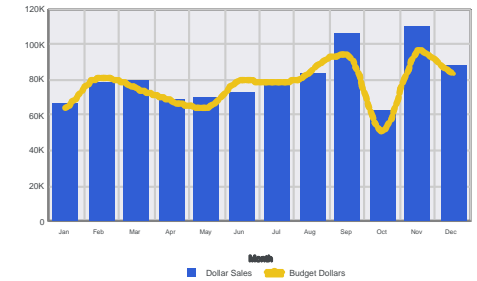
Product: Espresso

Year	Dollar Sales	Budget Dollars
1996	269942	273974
1997	149201	142901



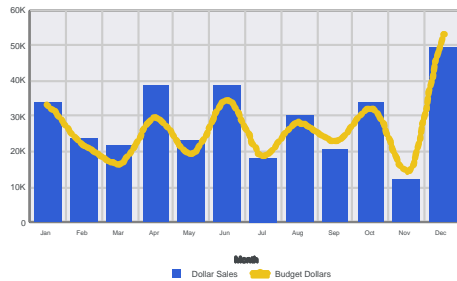
Product: Latte

Year	Dollar Sales	Budget Dollars
1996	448590	418980
1997	518391	502356



Product: Mug

Year	Dollar Sales	Budget Dollars
1996	181146	166827
1997	162706	157661



Product: Thermos

Year	Dollar Sales	Budget Dollars
1996	102790	98051
1997	92896	91433

